



2020 MODEL RANGE

DEEP-V HULL MARINE ALUMINIUM BOATS

WELCOME TO XO BOATS

XO boats’ unique quality and deep-v hull structure will fit the needs of active users. All our models, Cabin, Front Cabin, T-top, and DFNDR have the single most important feature that sets us apart from the competition – THE ULTIMATE DRIVING EXPERIENCE.

Every XO boat is built from the highest-quality materials on the market. The aluminium hull gives the boat the characteristics of professional maritime vessels. The deep-V hull allows you to drive and explore – WHEN OTHERS STAY IN PORT

Form and function with premium design.

XO boats are designed for adventurous and active use — creating amazing experiences and stories on every journey, whether in the tropics or the rough north. Welcome to a group of trailblazers who make stories for other boaters to follow.

DESIGN, ACTION, PURPOSE



260 T-Top



260 Cabin

XO
THE ULTIMATE EXPERIENCE



OUR PHILOSOPHY

From rough and windy weathers to calm and carefree boating, we create boats which can be handled in any conditions and any environment, no matter how rough the weather. With a military-grade aluminium deep-V hull as the base of our boats, we created an unique concept that lets you explore the world in its varied and wild surroundings.

We design and offer a range of boats for the adventurous ones, who seek unforgettable experiences and appreciate our high-quality design. If you are looking for a boat with excellent boating qualities, built to reach the edge of the world and explore most exotic locations on Earth, this is it.


XO 250 DFNDR



250 DFNDR

DFNDR

XO DFNDR 250's unique "mini-wheelhouse" offers the ultimate comfort for adventuring and outdoor activities. The boat has been specifically designed for tough and hard use, perfect for explorers and watersports enthusiasts. Large deck spaces and spacious storage for everything from waterskis to paddleboards ensure the ultimate experience while seeking new adventures.



White edition



Black edition

DEEP-V ALUMINIUM HULL



XO

250 DFNDR

XO DFNDR combines the best sides from open and cabin boats. The convertible roof can be left open on a good weather, or it can be closed and heated on a cold weather. Additionally, the boat has a lot of storage space. Overall the XO DFNDR has excellent driving qualities with its military grade aluminium hull and super deep v-shape.





XO 250
DFNDR



TECHNICAL SPECIFICATION 250 DFNDR

OVERALL LENGHT (EXCL. ENGINE)	M	7,76	CONSTRUCTION	-	ALU/GRP
BEAM	M	2,28	CLASSIFICATION	-	C
DRAFT TO PROPS	M	0,9	MAX SPEED RANGE	KTS	40+
WEIGHT (EXCL. ENGINE)	KG	1478	OUTBOARD ENGINES	HP	225-400
PASSENGERS	-	5	FUEL CONSUMPTION, CRUISE	L/NM	N/A
BERTHS	-	-	DEADRISE	DEG	24
FUEL CAPACITY	L	355	HULL	-	ALUMINIUM

XO 260

260 MODEL RANGE

CABIN | T-TOP | DFNDR

Designed to face the rough conditions of the Nordic seas, our new model range has a wide selection of different models. At 8.1 metres long, the 260 is even more stable and voluminous than its predecessors. This is a revolution in aluminium hull boats. XO brings the design and driving experience of professional vessels to recreational boating. With the same hull as a baseline, you can choose from the full-cover Cabin, the T-TOP or the patrol-boat-like walkaround DFNDR*.

*To be launched later



Cabin



T-Top



MILITARY GRADE ALUMINIUM HULL



XO

260 Cabin

From the tropics to the rough north, the XO 260 Cabin is at home in any conditions. It gives you cover, accommodation capacity and protection from sun and ice. The boat accommodates 2 and it comes with a toilet. Air conditioning and heater can also be installed to the boat. There is space enough for 8 to spend time on deck or inside. XO 260 Cabin is the updated version of our best-selling boat, featuring the familiar high qualities, ultimate driving experience and the deep-V hull.





XO 260

Cabin



TECHNICAL SPECIFICATION 260 CABIN

OVERALL LENGHT (EXCL. ENGINE)	M	8,1	CONSTRUCTION	-	ALU/GRP
BEAM	M	2,55	CLASSIFICATION	-	C
DRAFT TO PROPS	M	0,9	MAX SPEED RANGE	KTS	50
WEIGHT (EXCL. ENGINE)	KG	2200	OUTBOARD ENGINES	HP	200-400
PASSENGERS	-	8	FUEL CONSUMPTION, CRUISE	L/NM	N/A
BERTHS	-	-	DEADRISE	DEG	22
FUEL CAPACITY	L	315	HULL	-	ALUMINIUM



XO

260 T-top

This boat is designed for the ultimate driving experience in changing weather conditions. T-top allows you to stay out from the sun or sunbed on bow when wanted. This 8.1 metre long expedition cruiser is designed for active use and watersports in mind. The boat is equipped with a toilet, and the cockpit can be covered with canopy if extra cooling or warmth is needed.





XO 260

T-top



TECHNICAL SPECIFICATION 260 T-TOP

OVERALL LENGHT (EXCL. ENGINE)	M	8,1	CONSTRUCTION	-	ALU/GRP
BEAM	M	2,55	CLASSIFICATION	-	C
DRAFT TO PROPS	M	0,9	MAX SPEED RANGE	KTS	50
WEIGHT (EXCL. ENGINE)	KG	1900	OUTBOARD ENGINES	HP	200-400
PASSENGERS	-	8	FUEL CONSUMPTION, CRUISE	L/NM	N/A
BERTHS	-	-	DEADRISE	DEG	22
FUEL CAPACITY	L	315	HULL	-	ALUMINIUM

XO 270



270 MODEL RANGE

CABIN IB & OB | FRONT CABIN IB & OB

The 270 is one of XO's best-selling models. Its renowned sea-keeping performance, striking design and year round comfort make the boat outstanding.

The convertible saloon/sleeping berth, together with toilet and optional galley module ensure that the 270 is ready for comfortable weekends away. XO 270 Front Cabin model adds a two-berth sleeping cabin instead of the open forward cockpit.

270 Model Range can be fitted with one Inboard motor from Volvo, Yanmar and Mercruiser, or single to twin Mercury outboards as the factory pre-rigg.

Inboard version



Cabin

Inboard version



Front Cabin

“The 270 delivers a driving experience as close to perfect as it gets”


Motor Boat Owner Magazine, Jan 2020

XO

270 Cabin / 270 Front Cabin

In this model, 8-10 people can travel through the rough sea and navigate steadily with comfort. 270 series accommodates two to four people for a good night sleep, hence the inevitable night after a day is not an obstacle for continuing the adventure.

The XO 270 Cabin and Front Cabin are fit for families and friends appreciating a day offshore, not to forget about the boats' superior driving experience.



270

XO 270

Cabin IB & OB



TECHNICAL SPECIFICATION 270 CABIN

OVERALL LENGHT (EXCL. ENGINE)	M	8,6	CONSTRUCTION	-	ALU/GRP
BEAM	M	2,59	CLASSIFICATION	-	C
DRAFT TO PROPS	M	0,95	MAX SPEED RANGE	KTS	40+
WEIGHT (EXCL. ENGINE/IB)	KG	2250-2900	OUTBOARD/INBOARD ENGINES	HP	250-500/300-317
PASSENGERS	-	10	FUEL CONSUMPTION, CRUISE	L/NM	N/A
BERTHS	-	-	DEADRISE	DEG	24
FUEL CAPACITY	L	315	HULL	-	ALUMINIUM






XO 270

Front Cabin IB & OB



TECHNICAL SPECIFICATION 270 FRONT CABIN

OVERALL LENGHT (EXCL. ENGINE)	M	8,6	CONSTRUCTION	-	ALU/GRP
BEAM	M	2,59	CLASSIFICATION	-	C
DRAFT TO PROPS	M	0,95	MAX SPEED RANGE	KTS	40+
WEIGHT (EXCL. ENGINE/IB)	KG	2250/3000	OUTBOARD ENGINES	HP	250-500/300-317
PASSENGERS	-	10	FUEL CONSUMPTION, CRUISE	L/NM	N/A
BERTHS	-	-	DEADRISE	DEG	24
FUEL CAPACITY	L	355	HULL	-	ALUMINIUM



MILITARY GRADE ALUMINIUM HULL



www.xoboats.com

XO Boats Oy
Veneentekijäntie 10
FI-00210 HELSINKI
FINLAND

