

XKO

THRILL OF DRIVING

THE BEST PERFORMANCE.

IN ALL CONDITIONS.



THE THRILL OF DRIVING

XO Boat is a high-performance premium boat designed for all-year-round use in all weather conditions — with handling that others can only dream about.

Our unique design begins with the superior hydrodynamics of the hull, and results in an unrivalled driving experience. The durability of our aluminium V-hull has been tested under the most demanding conditions. Visually stunning, the uniquely impressive looks of the XO Boat turns heads with its beautiful design and high-quality materials.

XO Boat offers a driving experience that gives you full control, regardless of weather or speed. The functional features combine with the most impressive design in its class to offer something extraordinary — the experience, joy and freedom of driving.

The Thrill of Driving.



**PERFORMANCE
DESIGN
STRENGTH**



AWARD-WINNING COMBINATION

Our focus has always been on the best design, performance and strength. A design that results to the best driving experience on the sea.

We are proud to say our work hasn't gone unnoticed: XO has earned awards and nominations around the world.



XO 240 RS Open & XO 240 RS Cabin

*Winner of Motorboat
of the Year 2013*

Category
'Performance & Superboat'



XO 270 RS Cabin

*Finalist of Motorboat
of the Year 2014*

Category
'Performance'





”It’s so good to drive it’s breathtaking.
XO has nailed every individual component
that makes driving a boat so pleasurable.”

”In short it’s one of the best boats
we’ve ever driven.”

MOTOR BOAT & YACHTING, SEPTEMBER 2013



HIGH-QUALITY ALUMINIUM HULLS

MORE THAN MEETS THE EYE

The most important part of an XO is its hull and the way it is constructed. This is hidden beneath the inner module. By using aluminium, we are able to build our hulls stronger and lighter than we could with traditional GRP materials.

XO hulls are silent, even in tough conditions. They are impact resistant and ready for all-year-around use. Aluminium is the choice of professionals, widely used in commercial crafts around the world.

XO hulls are manufactured using the best quality marine aluminium (AlMg4,5/5083), that has a maximum design stress of 113 MPa (ISO 12215-5), 57% higher than the more commonly used aluminium grade 5754. All XO models are manufactured with an 8 mm thick keel, 5 mm bottom panels and 4 mm side panels, and are reinforced with honeycomb sheets.

> STRENGTH

Aluminium alloys provide the strength of steel, at just a third of the weight.

> DURABILITY


Aluminium is strong and highly resistant to impact. It doesn't rust, corrode, crack, rot or perish and is completely fire-resistant. It's able to withstand temperatures ranging from below freezing to over 200°C

> LIGHTWEIGHT

Aluminium minimises the total weight of the boat, making it fuel efficient, which reduces energy consumption and greenhouse gas emissions.

> CORROSION-RESISTANT

The metal's natural coating of aluminium oxide provides a highly effective barrier to the ravages of air, temperature, moisture and chemicals.



XO 270 RS FRONT CABIN

Experience the unique performance and design.
Our flagship comes with a front cabin for longer adventures

NEW VERSATILITY AND COMFORT FOR OVERNIGHT STAYS

The XO 270 RS Front Cabin offers the same great sea performance as the XO 270 RS Cabin, but with additional convenience for overnight stays. The boat can host 8 to 10 people and the spacious front cabin sleeps two comfortably.

The new model also includes functional living facilities and related convenience equipment, such as the optional galley kitchen, refrigerator, pressurised water, toilet and a front anchor winch. The technical design is based on the XO 270 RS Cabin model.








SPECIFICATIONS

XO 270 RS FRONT CABIN & XO 270 RS FRONT CABIN OB



MEASUREMENTS

XO 270 RS FRONT CABIN

Length	8,60 m
Beam	2,59 m
Height above waterline	2,50-2,75* m
Weight (incl. Volvo Penta D4-300)	3 000 kg
Draft	0,95 m
HP recommendations	260-370 hp
Fuel tank	315 L
Max load	10 pers
Berths	2 + 2
Deadrise at transom	24°
CE category	C

XO 270 RS FRONT CABIN OB

Length	8,60 m
Beam	2,59 m
Height above waterline	2,50-2,75* m
Weight (excl. engines)	2 250 kg
Draft	0,95 m
HP recommendations	300-450 hp
Fuel tank	2 x 225 L
Max load	10 pers
Berths	2 + 2
Deadrise at transom	24°
CE category	C

* with light mast

STANDARD EQUIPMENT

- Professional grade AIMg4.5/5083 Marine Aluminium hull
- Professional standard hull thickness of 5 mm and 4 mm
- Professional specification oversized stringers and bulkheads
- Integrated GRP self-draining deck module with black marine floor panels
- Large storage compartment on port side, optional WC
- Ertec sliding door aft with stainless steel handle, toughened glass
- Double moulded white coloured roof with three air vents and four roof lights
- Twin sliding roof hatches, tinted and toughened glass
- Passenger side sofa with foldable backrest
- SB side sofa behind driver's seat, optional storage lockers
- Table in saloon
- Black rubber mat in saloon
- Integrated Nextel painted dashboard, with flush aluminium decor strip
- Chartlight
- Defroster **
- Nextel painted port side panels, with flush aluminium decor strip and window panel to port side locker/WC

- Rotary type switches on dashboard
- Laser marked switch symbols on aluminium strip
- Toughened glass windscreens with aluminium framing
- Exclusive Isotta steering wheel with embossed XO logo
- Sunbrella fabrics, with XO embroidery
- Hydraulic steering
- Steering wheel with tilt function
- Trimtabs, hydraulic
- Large storage lockers on fore deck, lockable
- Large engine hatch with twin gas struts
- SB & port side windshield wipers
- Large main switch unit and automatic fuse panel with new XO design
- Large black rub rail
- Running lights
- Stainless steel pushpit & pullpits
- Stainless steel targa arch, with base for radar and navigation equipment, painted matte black
- Stainless steel bathing / rescue ladder
- Fixed aluminium fuel tank(s), with bolted service hatch and fuel level sensor and gauge
- Large service hatch for fuel tank and battery compartments
- Twin fuel fillers on deck
- 12v power outlet on dashboard
- Compass
- Defroster 10 kW **

- Bilge pumps, manual and electric
- 6 x mooring cleats
- Automatic fire extinguisher in engine compartment **
- 2 kg fire extinguisher
- Zink anodes on trimtabs and hull

OPTIONAL EQUIPMENT

- Simrad electronics
- Shorepower 220 v, with 25 ah charger
- Fusion Marine Audio systems
- ACS R automatic trimtab control
- Extra seating, aft deck
- Back gates
- Flagpole
- Anchorwinch, el. aft, incl. remote control
- Anchor winch, el. front, complete incl. remote control *
- Bow thruster
- 3 x Hella Luminator Chromium extra lights
- Searchlight, remote controlled
- LED searchlight
- LED aft light
- Webasto heater
- Electrical WC with septic tank
- Pentry module inc. stove, sink, fresh water pressure system
- Hotwater 15 L
- Shower on aft deck in conjunction

- with pentry module
- Floor mats in saloon
- Grammer adjustable suspension seats
- Hull accent, 3M carbon colours
- Hull accent, solid Oracal colours
- Antifouling
- Estech teak design
- Large rubber fender in bow
- XO mooring kit

* Not on 270 RS Front Cabin models

** Not on 270 RS Front Cabin OB models

© XO Boats Oy. Models are shown with optional equipment. We reserve the right to make changes in specifications, models, features and colors at any time without notice. Design changes may result in revisions to current models that may not be shown in this brochure.

Please visit Your XO dealer for additional information, available options and warranty details.

XO 270 RS CABIN

Enjoy the freedom to explore with our flagship model.

BEST IN COMFORT, SAFETY AND RELIABILITY

The XO 270 RS Cabin is a great feat of engineering. Our flagship model can tackle any challenges it might encounter with a deep 24° V-hull and the famous XO bow and hull design.

The cabin sleeps two comfortably and the large storage in front of the helm also serves as a daybed. The XO 270 RS Cabin was a finalist in *Motorboat of the Year 2014* in the 'Performance' category.



FINALIST IN MOTORBOAT OF THE YEAR 2014

XO's dedication to build innovative and modern functional boats has earned it nominations and awards around Europe.





XO 270 RS CABIN OB

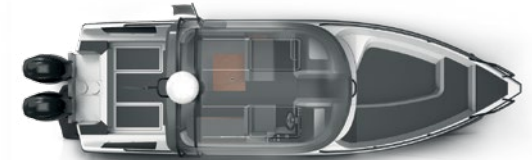



XO 270 RS CABIN



SPECIFICATIONS

XO 270 RS CABIN & XO 270 RS CABIN OB



MEASUREMENTS

XO 270 RS CABIN

Length	8,60 m
Beam	2,59 m
Height above waterline	2,50-2,75* m
Weight (incl. Volvo Penta D4-300)	2 900 kg
Draft	0,95 m
HP recommendations	260-370 hp
Fuel tank	315 L
Max load	10 pers
Berths	1 + 2
Deadrise at transom	24°
CE category	C

XO 270 RS CABIN OB

Length	8,60 m
Beam	2,59 m
Height above waterline	2,50-2,75* m
Weight (excl. engines)	2 250 kg
Draft	0,95 m
HP recommendations	300-450 hp
Fuel tank	2 x 225 L
Max load	10 pers
Berths	1 + 2
Deadrise at transom	24°
CE category	C

* with light mast

STANDARD EQUIPMENT

- Professional grade AIMg4.5/5083 Marine Aluminium hull
- Professional standard hull thickness of 5 mm and 4 mm
- Professional specification oversized stringers and bulkheads
- Integrated GRP self-draining deck module with black marine floor panels
- Large storage compartment on port side, optional WC
- Dayberth in front of the helm console, access also from foredeck
- Ertec sliding door aft with stainless steel handle, toughened glass
- Double moulded white coloured roof, with three air vents and four roof lights
- Twin sliding roof hatches, tinted and toughened glass
- Passenger side sofa with foldable backrest
- SB side sofa behind driver's seat, optional storage lockers
- Table in saloon
- Black rubber mat in saloon
- Integrated Nextel painted dashboard, with flush aluminium decor strip
- Chartlight
- Rotary type switches on dashboard

- Laser marked switch symbols on aluminium strip
- Nextel painted port side panels, with flush aluminium decor strip and window panel to port side locker/WC
- Toughened glass windscreens with aluminium framing
- Exclusive Isotta steering wheel with embossed XO logo
- Sunbrella fabrics, with XO embroidery
- Hydraulic steering
- Steering wheel with tilt function
- Trimtabs, hydraulic
- Large storage lockers on fore deck, lockable
- Large engine hatch with twin gas struts
- SB & port side windshield wipers
- Large main switch unit and automatic fuse panel with new XO design
- Large black rub rail
- Running lights
- Stainless steel pushpit & pullpits
- Stainless steel targa arch, with base for radar and navigation equipment, painted matte black
- Stainless steel bathing / rescue ladder
- Fixed aluminium fuel tank(s), with bolted service hatch and fuel level sensor and gauge
- Large service hatch for fuel tank and battery compartments
- Twin fuel fillers on deck
- 12v power outlet on dashboard

- Compass
- Defroster 10 kW *
- Bilge pumps, manual and electric
- 6 x mooring cleats
- Automatic fire extinguisher in engine compartment *
- 2 kg fire extinguisher
- Zink anodes on trimtabs and hull

OPTIONAL EQUIPMENT

- Simrad electronics
- Shorepower 220 v, with 25 ah charger
- Fusion Marine Audio systems
- ACS R automatic trimtab control
- Extra seating, aft deck
- Back gates
- Flaggpole
- Anchorwinch, el. aft, incl. remote control
- Bow thruster
- 3 x Hella Luminator Chromium extra lights
- Searchlight, remote controlled
- LED searchlight
- LED aft light
- Webasto heater
- Electrical WC with septic tank
- Pentry module inc. stove, sink, fresh water pressure system
- Hotwater 15 L
- Shower on aft deck in conjunction with pentry module

- Floor mats in saloon
- Grammer seats
- Hull accent, 3M carbon colours
- Hull accent, solid Oracal colours
- Antifouling
- Estech teak design
- Large rubber fender in bow
- XO mooring kit

* Not on 270 RS Cabin OB models

© XO Boats Oy. Models are shown with optional equipment. We reserve the right to make changes in specifications, models, features and colors at any time without notice. Design changes may result in revisions to current models that may not be shown in this brochure.

Please visit Your XO dealer for additional information, available options and warranty details.

XO 240 RS CABIN

Incredible handling and best-in-class design combine to create something extraordinary.

MEET THE SUPERBOAT OF THE YEAR

This renowned boat is the boat you can build a long-term relationship with. A quick and safe cruiser with a modern design and unique appearance, our award-winning boat stands out from the crowd.

Even at speeds up to 50 knots, the robust aluminium hull offers great course stability. The XO 240 RS Cabin seats five persons comfortably and makes an excellent companion for fishing trips or a weekend cruise. The XO 240 RS Cabin was the winner of *Motorboat of the Year 2013* in the 'Performance and Superboat' category.



WINNER OF MOTORBOAT OF THE YEAR 2013

XO's dedication to build innovative and modern functional boats has earned it nominations and awards around the world.







SPECIFICATIONS

XO 240 RS CABIN



MEASUREMENTS

Length	7,52 m
Beam	2,28 m
Height above waterline	2,50-2,75* m
Weight (excl. engine)	1340 kg
Draft	0,90 m
HP recommendations	175-300 hp
Fuel tank	230 L
Max load	8 pers
Deadrise at transom	24°
CE category	C

* with light mast

STANDARD EQUIPMENT

- Professional grade AIMg4.5/5083 Marine Aluminium hull
- Professional standard hull thickness of 5 mm and 4 mm with oversized stringers and bulkheads
- Integrated GRP deck module with black marine floor panels, self-draining
- Integrated Nextel painted dashboard, with flush aluminium decor strip
- Nextel painted port side panels, with flush aluminium decor strip and beverage cup holders
- Rotary type switches on dashboard
- Laser marked switch symbols on aluminium strip
- Black soft weave port side storage cover
- White coloured side-consoles / storage compartments
- White painted aluminium side-console doors with lock
- Exclusive Isotta steering wheel, with embossed XO logo
- New design fixed seats
- 2 seats and side facing sofa configuration
- Sunbrella fabrics, with XO embroidery
- Ertec sliding door aft with stainless steel handle, toughened glass

- Double moulded white coloured roof, with three air vents and four roof lights
- Twin sliding roof hatches, tinted and toughened glass
- Toughened glass windscreens with aluminium framing
- Hydraulic steering
- Steering wheel with tilt function
- Trimtabs, hydraulic
- Large storage lockers on fore and aft deck, lockable
- SB & port side windshield wipers
- Large black rub rail
- Large rubber fender in bow
- Running lights in bow
- Stainless steel pushpit & pullpits
- Stainless steel targa arch, with base for radar and navigation equipment, painted matte black
- Stainless steel bathing / rescue ladder
- Fixed aluminium fuel tank, with bolted inspection hatch and fuel level sensor (230L)
- Twin fuel fillers on deck
- 12v power outlet on dashboard
- Compass
- Bilge pumps, manual and electric
- 6 x mooring cleats
- Black rubber mat in cabin
- 2 kg fire extinguisher
- Zinc anodes on trimtabs and hull

OPTIONAL EQUIPMENT

- Simrad electronics
- Fusion Marine Audio systems
- ACS R automatic trimtab control
- Extra seating, aft deck
- Back gates
- Flagpole
- 5-person seat configuration
- Table in saloon
- Adjustable seat columns with damping
- Webasto heater, separate 20 L diesel tank
- 3 x Hella Luminator Chromium extra lights
- Searchlight remote controlled Golight
- LED searchlight
- LED aft light
- Dual battery preparation
- Hull accent, 3M Carbon colours
- Hull accent, Solid Oracal colours
- Antifouling
- Contrast side consoles and storage compartments
- Esthec Teak Design
- Floor mats in saloon
- XO mooring kit

© XO Boats Oy. Models are shown with optional equipment. We reserve the right to make changes in specifications, models, features and colors at any time without notice. Design changes may result in revisions to current models that may not be shown in this brochure.

Please visit Your XO dealer for additional information, available options and warranty details.

XO 240 RS OPEN

The XO 240 RS makes a bold statement with its superb driving dynamics. Experience the thrill of driving our renowned cruiser.

AWARD-WINNING PERFORMANCE

The XO 240 RS Open makes a statement with its superb driving dynamics, great precision and handling. Get the best driving experience and enjoy the fun and functionality of this boat. The XO 240 RS Open was winner of *Motorboat of the year 2013* in the 'Performance and Superboat' category.



WINNER OF MOTORBOAT OF THE YEAR 2013

XO's dedication to build innovative and modern functional boats has earned it nominations and awards around the world.








SPECIFICATIONS

XO 240 RS OPEN & XO 240 RS OPEN I/O



MEASUREMENTS

XO 240 RS OPEN

Length	7,52 m
Beam	2,28 m
Height above waterline	1,60-2,75* m
Weight (excl. engine)	1 250 kg
Draft	0,90 m
HP recommendations	150-300 hp
Fuel tank	230 L
Max load	8 pers
Deadrise at transom	24°
CE category	C

XO 240 RS OPEN I/O

Length	7,52 m
Beam	2,28 m
Height above waterline	1,60-2,75* m
Weight (excl. engine)	1 250 kg
Draft	0,90 m
HP recommendations	150-260 hp
Fuel tank	230 L
Max load	8 pers
Deadrise at transom	24°
CE category	C

* with optional targa beam/light mast

STANDARD EQUIPMENT

- Professional grade AIMg4.5/5083 Marine Aluminium hull
- Professional standard hull thickness of 5 mm and 4 mm with oversized stringers and bulkheads
- Integrated GRP self-draining deck module with black marine floor panels
- Integrated Nextel painted dashboard, with flush aluminium decor strip
- Nextel painted port side panels, with flush aluminium decor strip and stainless beverage cup holders
- Rotary type switches on dashboard
- Laser marked switch symbols on aluminium strip
- Black soft weave port side storage cover
- White colouder side-consoles / storage compartments
- White painted aluminium side-console doors with lock
- Ertec toughened glass windscreens with aluminium framing
- Exclusive Isotta steering wheel, with embossed XO logo

- New design seats, with adjustable backrest and front support
- Sunbrella fabrics, with XO embroidery
- Hydraulic steering
- Steering wheel with tilt function
- Trimtabs, hydraulic
- Large storage lockers on fore and aft deck including storage under aft sofa, lockable
- SB & port side windshield wipers
- Large black rub rail
- Large rubber fender in bow
- Running lights, pop-up model in bow
- Stainless steel pushpit & pullpits
- Stainless steel grabrails for all passengers
- Stainless steel bathing / rescue ladder
- Fixed aluminium fuel tank, with bolted service hatch and fuel level sensor (230 L)
- Large service hatch for fuel tank and battery compartments
- Black soft weave port side storage cover
- Twin fuel fillers on deck
- 12v power outlet on dashboard
- Compass
- Defroster 10 kW *
- Bilge pumps, manual and electric
- 6 x mooring cleats
- Seat covers for driver & co-pilot seat
- 2 kg fire extinguisher
- Zink anodes on trimtabs and hull

OPTIONAL EQUIPMENT

- Simrad electronics
- Fusion Marine Audio systems
- ACS R automatic trimtab control
- Targa arch
- Back gates
- Flagpole
- Adjustable seat columns with damping
- Webasto heater, separate 20 L diesel tank
- Searchlight remote-controlled Golight
- Dual battery preparation
- Canopy
- Extra seat cushions, aft sofa
- Aft sofa cover
- Dashboard cover
- Hull accent, 3M Carbon colours
- Hull accent, Solid Oracal colours
- Antifouling
- Contrast side consoles and storage compartments
- XO Black-Line
- Esthec Teak Design
- XO mooring kit

* Only 240 RS Open I/O models

© XO Boats Oy. Models are shown with optional equipment. We reserve the right to make changes in specifications, models, features and colors at any time without notice. Design changes may result in revisions to current models that may not be shown in this brochure.

Please visit Your XO dealer for additional information, available options and warranty details.

XO 220 S OPEN

The XO 220 S Open is a versatile choice.
The true workhorse of the fleet, perfect for commuting
and boating all year round.

PERFORMANCE AND ECONOMY COMBINED

Comfort and efficiency are what sets this boat apart from the competition. With a 150-200 hp engine, this boat has the perfect combination of performance and economy. It outperforms its many rivals with its ability to run comfortably in all weather conditions you can expect to encounter.







XO boats are built according to high specifications, including standard equipment with hydraulic steering, trim tabs, toughened glass windscreens, compass and a wide range of solutions and functions exclusive to the XO.



SPECIFICATIONS

XO 220 S OPEN



MEASUREMENTS

Length	6,30 m
Beam	2,28 m
Height above waterline	1,60-2,75* m
Weight (excl. engine)	1100 kg
Draft	0,90 m
HP recommendations	100-200 hp
Fuel tank	205 L
Max load	6 pers
Deadrise at transom	24°
CE category	C

* with optional targa beam/light mast

STANDARD EQUIPMENT

- Professional grade AIMg 4.5/5083 Marine Aluminium hull
- Professional standard hull thickness of 5 mm and 4 mm with oversized stringers and bulkheads
- Integrated GRP self-draining deck module with black marine floor panels
- Integrated Nextel painted dashboard, with flush aluminium decor strip
- Nextel painted port side panels, with flush aluminium decor strip and stainless steel beverage cup holders
- Rotary type switches on dashboard
- Laser marked switch symbols on aluminium strip
- Black soft weave port side storage cover
- White coloured side-consoles / storage compartments
- White painted aluminium side-console doors with lock
- Ertec toughened glass windscreens with aluminium framing
- New design seats, with adjustable backrest and front support
- Sunbrella fabrics, with XO embroidery
- Aft sofa cushions
- Hydraulic steering

- Steering wheel with tilt function
- Hydraulic trimtabs
- Large storage lockers on deck and aft sofa, lockable
- Open storage compartments on port and SB sides
- SB & port side windshield wipers
- Exclusive Isotta steering wheel, with embossed XO logo
- Large black rub rail
- Large rubber fender in bow
- Running lights, pop-up model in bow
- Stainless steel pushpit & pullpits
- Stainless steel grabrails for all passengers
- Stainless steel bathing / rescue ladder
- Fixed aluminium fuel tank, with bolted inspection hatch and fuel level sensor
- Twin fuel fillers on deck
- 12v power outlet on dashboard
- Compass
- Bilge pumps, manual and electric
- 6 x mooring cleats
- Seat covers for driver & co-pilot seat
- 2 kg fire extinguisher
- Zinc anodes on trimtabs and hull

OPTIONAL EQUIPMENT

- Simrad electronics
- Fusion Marine Audio systems
- ACS R automatic trimtab control
- Targa arch
- Back gates
- Flagpole
- Adjustable seat columns with damping
- Webasto heater, separate 20 L diesel tank
- Searchlight remote controlled Golight
- Dual battery preparation
- Canopy
- Extra seat cushions, aft sofa
- Aft sofa cover
- Dashboard cover
- Hull accent, 3M Carbon colours
- Hull accent, Solid Oracal colours
- Antifouling
- Contrast side consoles and storage compartments
- XO Black-Line
- Esthec Teak Design
- XO mooring kit

© XO Boats Oy. Models are shown with optional equipment. We reserve the right to make changes in specifications, models, features and colors at any time without notice. Design changes may result in revisions to current models that may not be shown in this brochure.

Please visit Your XO dealer for additional information, available options and warranty details.



X0 270 RS

Raymarine

KEY FEATURES

PROFESSIONAL MARINE GRADE ALUMINIUM AIMG 4,5/5083

- Greater resistance to corrosion and salt water.
- Greater material strength and higher breaking point.
- Greater durability, greater resistance to material fatigue and longer lifespan.
- Used by military, coastguard and in other professional applications.
- 57% higher maximum design stress than the commonly used aluminium grade 5754.

PROFESSIONAL SPECIFICATION HULL THICKNESSES

- 5 mm hull with 8 mm solid keels and 4 mm side panels.
- Great hull strength and rigidity.
- Impact resistance in the event of contact with underwater objects or when beaching.
- The hull structure is a stand-alone structure; the GRP inner liner is not used for rigidity.
- Same specification on all XO models.

OVERSIZED STRINGERS / BULKHEADS

- Enhanced longitudinal stiffness.
- Less noise due to minimal vibrations in hull.
- Greater impact resistance in heavy weather.
- Longer hull life and better resistance to prevent material fatigue.

DEEP V-HULLS

- The XO boats use a 22°-24° deadrise measured at the transom.
- The sharp angle in the bow helps to cut through oncoming waves for greater comfort.



UNIQUE HULL DESIGN

- The hull design gives the XO an instantly recognisable appearance and identity.
- All XO boats drive with a low trim angle and the visibility is best-in-class at all driving speeds.
- The hulls have a low planning threshold, with minimal rise of the bow when speeding up.
- The XO straight bow results in a longer waterline compared to similar sized competitors.

VERTICAL BOW

- Benefits when docking nose-first, for easy loading and entrance to the boat.
- All XO boats have a stainless steel bow plate to withstand docking nose-first.
- New rubber bow bumper design on the XO 240 series is an improvement of this feature.

4-6 LONGITUDINAL WELDING SEAMS BETWEEN KEEL PLATE AND HULL

- Long uniform welding seams on both sides of the hull plate connecting to the keel.
- 240 RS models come with an additional keel protector featuring two uniform seams.
- Unmatched strength between bond of hull plates and keel.
- The XO hulls are made to a specification far beyond the standard CE requirements.

- These product features mean XO spare no expense when manufacturing hulls and set the new industry standard.

REINFORCED GLASS WINDSHIELDS WITH ALUMINIUM FRAMING

- Greater material strength and higher breaking point.
- Less prone to scratches from windshield wipers.
- Longer lifespan and visibility.



GRP INNER DECK WITH WATER-RESISTANT MARINE FLOOR PANELS

- Non-slip properties of the floor panels increase safety on board.
- Detailed finish, exclusive and modern, one of the XO design features.
- Greater constructional strength of GRP module and hatches.
- Less prone to damage from everyday use.

6 X BOLLARDS ON DECK *

- There are 6 bollards on an XO, three on respective sides of the deck for mooring.
- Easier docking shorthanded.

INTEGRATED ALUMINIUM TANKS

- Integrated aluminium fuel tanks on all XO models.
- Bolted on service hatch and threaded fuel indicator for better sealing of the tank.

6 X BOLLARDS ON DECK *

- There are 6 bollards on an XO, three on respective sides of the deck for mooring.
- Easier docking shorthanded.



TWIN FUEL FILLERS

- Separate fuel filler caps on both sides, for easier re-fuelling on all models.



DESIGNED DASHBOARD

- All XO models incorporate new dashboard design with Nextel painted panels.
- Aluminium inserts.
- White GRP consoles.

DESIGNED PORT SIDE CONSOLE **

- New portside panels with Nextel painted surfaces.
- Twin cup holders with Nextel base panel.
- Utilities compartment with bottom panel in black "flock" surface.

DESIGNED MAIN SWITCH UNITS

- All XO models incorporate switch unit design with automatic fuses.
- Twin battery pre-rigging as an option, inclusive separate charge diode and power switch.

EXCLUSIVE STEERING WHEELS

- All XO models are equipped with the exclusive Isotta steering wheel
- From 2012 models in vinyl and with embossed XO-logotype.

NEW DRIVER'S / CO-PILOT CHAIRS ***

- These chairs incorporate a foldable front support, adjustable seatback position and adjustable seat angle.

COMPASS

- Ritchie Compasses

* not in 200 S CC

** on XO 220 & 240 models

*** not in Cabin models

Visit www.xoboats.fi for more information.



OPTIONAL EQUIPMENT

The XO offers a wide range of options to customise your boat. Whether you're into cruising or commuting, we have optional modifications and equipment to meet your needs.



WEBASTO HEATERS

- Integrated diesel tank of 20 L on petrol fuelled boats with separate filler cap.

AFT DECK SOFA *

- New sofa on aft deck, teak panels.
- Integrated fender storage on backside of the sofa.



SIDE GATES

- Gates opening forward, for the Cabin in conjunction with aft deck sofa.
- Works also as handrails for passengers on aft deck sofa.

ESTHEC FLOOR PANELS

- Exclusive deck material, a XO Teak-Look in Biscuit with white caulking.



EXTRA SEATING / SEAT CUSHIONS **

- Additional seats for two persons alongside the aft sofa.
- Only in conjunction with side gates.



AFT SOFA COVER **

- Protect the aft sofa cushions with this easy to use aft sofa cover.



CONTRAST CONSOLES AND PANELS **

- Full Nextel® painted side consoles and storage compartments.
- For a sportier and more distinguishable look.



ADJUSTABLE SEAT COLUMNS WITH SUSPENSION

- Improve comfort with the height adjustment and suspension seat columns.



BLACK-LINE **

- Matte powdercoated windshield frames and railing.
- Emphasise the XO design and athletic looks.

CANOPY **

- Protection of weather and sun.
- Full protection for the aft sofa with the included full aft cover.
- Easily stored on the support arches when not in use, cover included.

HULL ACCENT COLOURS AND MATERIALS

- 3M Di-Noc Carbon structure hull accent films now available in 4 different colours: Light Silver / Dark Grey / White / Black



TARGA ARCH **

- Equip a XO with an targa arch to emphasize the boats athletic looks.
- For radar installations the targa arch is a mandatory equipment.



XO MOORING KIT

- Fenders (4), fender ropes and XO sox
- Ropes (4+1) and one hook
- XO bag

SIMRAD NAVIGATIONAL EQUIPMENT

- All XO models can be fitted with the most up to date Simrad equipment.

AUDIO SYSTEMS

- Fusion Marine 700 and 205 series
- AM / FM / VHF / iPod / USB / Bluetooth
- Watertight

DUAL BATTERY PREPARATION

- For equipment with large electrical consumption XO recommends carrying an extra battery that is able to be installed to ensure you are always ready to go.



AUTOMATIC TRIM SYSTEM ACS R

- * for Cabin models
- ** for Open models

MORE INFORMATION

Find out more at www.xoboats.fi or by using this QR-code.



YOUR XO DEALER

Find your nearest dealer at www.xoboats.fi or by using this QR-code.



FLOORING & UPHOLSTERY



STANDARD FLOORING

- Black, water resistant, marine floor panels
- Great non-slip properties




UPHOLSTERY

- Silvertex Antracite
- Standard in Open models.
- Optional for all XO models



BLACK LINE

- Matte powdercoated windshield frames and railing.
- Optional for Open models only



ESTHEC FLOOR PANELS

- Exclusive new deck material, Esthec Teak-Look in Biscuit with white caulking.
- Optional for all XO models



STANDARD PANELS

- Standard white GRP side consoles and doors painted in white.



CANOPY

- Sunbrella 5082 Craphite
- Optional for Open models only



UPHOLSTERY

- Sunbrella 3705 Charcoal
- Standard in Cabin models
- Optional for all XO models



CONTRAST PANELS

- Full Nextel® painted side consoles and storage compartments.
- Only for 240 Open and 240 Cabin models



MODEL SIGNATURE

- Reflective material in both black and white signature

HULL ACCENT COLOURS



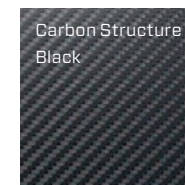
Carbon Structure
Dark Grey



Carbon Structure
White



Carbon Structure
Light Silver



Carbon Structure
Black

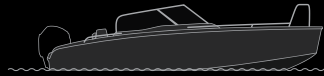


Solid
Charcoal Grey

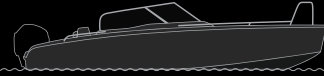
© XO Boats Oy. Models are shown with optional equipment. We reserve the right to make changes in specifications, models, features and colors at any time without notice. Design changes may result in revisions to current models that may not be shown in this brochure.

Please visit Your XO dealer for additional information, available options and warranty details.

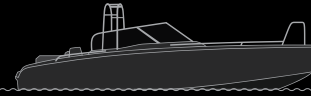
THE XO BOATS RANGE



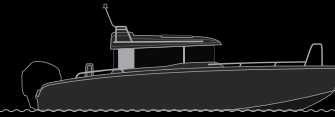
XO 220 S OPEN



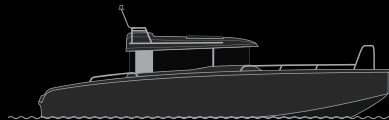
XO 240 RS OPEN



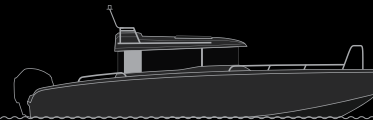
XO 240 RS OPEN I/O



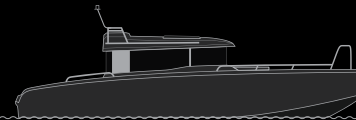
XO 240 RS CABIN



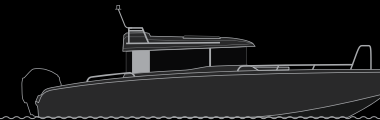
XO 270 RS CABIN



XO 270 RS CABIN OB



XO 270 RS FRONT CABIN



XO 270 RS FRONT CABIN OB

PERFORMANCE DESIGN STRENGTH

THRILL OF DRIVING



WWW.XOBOATS.FI